



CORGHI



USA

CORGHI

RIM CLAMP MODEL













TIRE CHANGERS

2023

Corgi USA
6067 Schumacher Park Drive
West Chester OH, 45069

1-800-260-0968
Office: (513) 874-5958
www.corgiUSA.us

Find us on Facebook, YouTube and Instagram at CorgiUSA

	DESCRIPTION	*OLD MODELS	9220/9222	9824	9824LL	9830	2024	2024LL	2030	BC200S
	Bottom Plastic Insert (5pk)	8-11100107 (Match Head Style)	8-11100107 (Match Head Style)	8-11100107 (Match Head Style)	N/A	8-11100107 (Match Head Style)	8-11100107 (Match Head Style)	N/A	8-11100107 (Match Head Style)	N/A
	Front Plastic Insert (10pk)	8-11100106 (Match Head Style)	8-11100106 (Match Head Style)	8-11100106 (Match Head Style)	N/A	8-11100106 (Match Head Style)	8-11100106 (Match Head Style)	N/A	8-11100106 (Match Head Style)	N/A
	Bottom Plastic Insert (Individual) (For Winged Mount/Demount Head)	N/A	4-114934 (Match Head Style)	4-114934 (Match Head Style)	N/A	4-114934 (Match Head Style)	4-114934 (Match Head Style)	N/A	4-114934 (Match Head Style)	N/A
	Snap In Insert (Individual) (For Winged Mount/Demount Head)	N/A	4-114935A (Match Head Style)	4-114935A (Match Head Style)	N/A	4-114935A (Match Head Style)	4-114935A (Match Head Style)	N/A	4-114935A (Match Head Style)	N/A
	Triangle Insert (1 Screw Hole)	N/A	N/A	N/A	4-106611A (5x Included)	N/A	N/A	4-106611A (5x Included)	N/A	N/A
	Square Insert (Yellow, 2 Hole)	N/A	N/A	N/A	4-103502B (Match to existing color) (10x Correct color included)	N/A	N/A	4-103502B (Match to existing color) (10x Correct color included)	N/A	N/A
	Square Insert (Grey, 2 Hole)	N/A	N/A	N/A	4-133385A (Match to existing color) (10x Correct color Included)	N/A	N/A	4-133385A (Match to existing color) (10x Correct color Included)	N/A	N/A
	Screw for Head Insert (M4x6x0.75) (Per Screw)	N/A	N/A	N/A	2-03438 (5x Included)	N/A	N/A	2-03438 (5x Included)	N/A	N/A
	Protection Kit (Includes: 10 Grey Finger Inserts, 5 Triangle Inserts, Insert Screw)	N/A	N/A	N/A	8-11400325 (Match color of 2 hole insert)	N/A	N/A	8-11400325 (Match color of 2 hole insert)	N/A	N/A
	Inside Plastic Clamp Protector (12pk)	*SEE BELOW	8-11100108 (4 Piece Included)	8-11100108 (4 Piece Included)	8-11100108 (4 Piece Included)	8-11100108 (4 Piece Included)	8-11100108 (4 Piece Included)	8-11100108 (4 Piece Included)	8-11100108 (4 Piece Included)	N/A
	Inside Jaw Protector (OLD - 3 piece jaw assembly) (Single)	442728 *SEE BELOW	N/A	N/A	N/A	N/A	N/A	N/A	N/A	N/A
	Outside Plastic Clamp Protector (12pk)	*SEE BELOW	8-11100109 (4 Piece Included)	8-11100109 (4 Piece Included)	8-11100109 (4 Piece Included)	8-11100109 (4 Piece Included)	8-11100109 (4 Piece Included)	8-11100109 (4 Piece Included)	8-11100109 (4 Piece Included)	N/A

" * " Please contact service to verify part number and fitment at service@corghiusa.us or 1-800-260-0968 (Ext. 2)

"(Included)" - Item included with new machine purchase

	DESCRIPTION	*OLD MODELS	9220/9222	9824	9824LL	9830	2024	2024LL	2030	BC200S
	Bead Breaker Pad (Rim Support)	436199B	436199B	436199B	436199B	4-401740 (Not Pictured)	436199B	436199B	436199B	N/A
	Bead Breaker Blade Protector (6pk)	8-11100105	8-11100105 (1 Piece Included)	8-11100105 (1 Piece Included)	8-11100105 (1 Piece Included)	8-11100105 (1 Piece Included)	8-11100105 (1 Piece Included)	8-11100105 (1 Piece Included)	8-11100105 (1 Piece Included)	N/A
	Tire Bar Protector (6pk)	8-11100104	8-11100104 (1 Piece Included)	8-11100104 (1 Piece Included)	8-11100104 (1 Piece Included)	8-11100104 (1 Piece Included)	8-11100104 (1 Piece Included)	8-11100104 (1 Piece Included)	8-11100104 (1 Piece Included)	N/A
	Snap On Insert Head Roller (4pk)	8-11900266 (Use with roller 322738)	8-11900266 (Use with roller 322738)	8-11900266 (Use with roller 322738)	N/A	8-11900266 (Use with roller 322738)	8-11900266 (Use with roller 322738)	N/A	8-11900266 (Use with roller 322738)	N/A
	Mount / Demount Head Roller	322738	322738	322738	N/A	322738	322738	N/A	322738	N/A
	Set Screw for Mount / Demount Head Roller and Insert	342051	342051	342051	N/A	342051	342051	N/A	342051	N/A
	Winged Mount / Demount Head	8-11120050	8-11120050	8-11120050	N/A	8-11120050	8-11120050	N/A	8-11120050	N/A
	Metal Mount / Demount Head	258458	258458	258458	N/A	258458	258458	N/A	258458	258458
	Washer for 258458	350194	350194	350194	N/A	350194	350194	N/A	350194	350194
	Bolt for 258458	350197	350197	350197	N/A	350197	350197	N/A	350197	350197
	Low Profile Washer For 258458	4-103504	4-103504	4-103504	N/A	4-103504	4-103504	N/A	4-103504	4-103504
	Bolt For Low Profile Washer 4-103504	2-00837	2-00837	2-00837	N/A	2-00837	2-00837	N/A	2-00837	2-00837
	Plastic Mount / Demount Head With Bracket Kit	801250309	801250309	801250309	N/A	801250309	801250309	N/A	801250309	801250309
	Replacement Plastic Mount / Demount Head ONLY	450310	450310	450310	N/A	450310	450310	N/A	450310	450310

	DESCRIPTION	*OLD MODELS	9220/9222	9824	9824LL	9830	2024	2024LL	2030	BC200S
	Plastic Mount / Demount Head With Bracket Kit w/ Bead Guide	8-11400334	8-11400334	8-11400334	N/A	8-11400334	8-11400334	N/A	8-11400334	8-11400335
	Replacement Plastic Mount / Demount Head w/ Bead Guide	4-120129B	4-120129B	4-120129B	N/A	4-120129B	4-120129B	N/A	4-120129B	4-120129B
	Short Stainless Steel Mount / Demount Head	801252083	801252083	801252083	N/A	801252083	801252083	N/A	801252083	801252083 (Included)
	Insert for Short Stainless Mount / Demount Head	4-106609	4-106609	4-106609	N/A	4-106609	4-106609	N/A	4-106609	4-106609
	Quick Change Kit for Mount / Demount Heads	8-11100001	8-11100001	8-11100001	N/A	8-11100001	8-11100001	N/A	8-11100001	8-11100001
	4" Increase Kit (For Tilt Back Changers)	N/A	N/A	N/A	N/A	N/A	8-11120041	N/A	8-11120041	N/A
	Red Knife (Plastic)	N/A	N/A	N/A	4-405496A (1x Included)	N/A	N/A	4-405496A (1x Included)	N/A	N/A
	Rim Edge Protectors (Long)	2201716	2201716	2201716	2201716	2201716	2201716	2201716	2201716	2201716
	Rim Edge Protectors (Short)	5-491007 (3x Included)	5-491007 (3x Included)	5-491007 (3x Included)	5-491007 (3x Included)	5-491007 (3x Included)	5-491007 (3x Included)	5-491007 (3x Included)	5-491007 (3x Included)	5-491007
	Bead Clip (Sliding)	8-11100120	8-11100120	8-11100120	8-11100120	8-11100120	8-11100120	8-11100120	8-11100120	8-11100120
	Bead Clip (Spring)	801435685	801435685	801435685	801435685	801435685	801435685	801435685	801435685	801435685
	Bead Clip ("Ice Cream Scoop")	801261910	801261910	801261910	801261910	801261910	801261910	801261910	801261910	801261910
	Bead Clip (Run Flat)	801262417	801262417	801262417	801262417 (1x Included)	801262417	801262417	801262417 (1x Included)	801262417	801262417

" * " Please contact service to verify part number and fitment at service@corghiusa.us or 1-800-260-0968 (Ext. 2)

"(Included)" - Item included with new machine purchase

	DESCRIPTION	*OLD MODELS	9220/9222	9824	9824LL	9830	2024	2024LL	2030	BC200S
	Standard Tire Bar (Double Sided)	426388	426388 (1x Included)	426388 (1x Included)	426388	426388 (1x Included)	426388 (1x Included)	426388	426388 (1x Included)	426388
	Run Flat Tire Bar (Single Sided)	4-108275	4-108275	4-108275	4-108275	4-108275	4-108275	4-108275	4-108275	4-108275
	Lube Bucket	423405	423405 (1x Included)	423405 (1x Included)	423405 (1x Included)	423405 (1x Included)	432825 (1x Included) (Not Pictured)	432825 (1x Included) (Not Pictured)	432825 (1x Included) (Not Pictured)	N/A
	Lube Brush	415248	415248 (1x Included)	415248 (1x Included)	415248 (1x Included)	415248 (1x Included)	415248 (1x Included)	415248 (1x Included)	415248 (1x Included)	415248
	Locking Peaks (8 Required)	*SEE BELOW	339146C	339146C	339146C	339146C	339146C	339146C	339146C	N/A
	Filter / Regulator Assembly (F/R/L) w/ Oiler	456522	456522	456522	456522	456522	456522	456522	456522	N/A
	F/R/L - (Filter / Regulator Only)	900900194C	900900194C	900900194C	900900194C	900900194C	900900194C	900900194C	900900194C	N/A
	F/R/L - (Oiler Only)	900900999C	900900999C	900900999C	900900999C	900900999C	900900999C	900900999C	900900999C	N/A
	Inflation Gauge	3-00489	3-00489	3-00489	3-00489	3-00489	3-00489	3-00489	3-00489	N/A
	Pressure Gauge	3-00488	3-00488	3-00488	3-00488	3-00488	3-00488	3-00488	3-00488	N/A
	Blast Valve	*SEE BELOW	243020A	243020A	243020A	243020A	243020A	243020A	243020A	N/A
	Inflation Hose	900900462	900900462	900900462	900900462	900900462	900900462	900900462	900900462	N/A
	Brass Button Valve	*SEE BELOW	235463	235463	235463	235463	235463	235463	235463	N/A
	Inflation Valve	*SEE BELOW	3-04138	3-04138	3-04138	3-04138	3-04138	3-04138	3-04138	N/A
	Tire Chuck	3-00425	3-00425	3-00425	3-00425	3-00425	3-00425	3-00425	3-00425	N/A

" * " Please contact service to verify part number and fitment at service@corghiusa.us or 1-800-260-0968 (Ext. 2)

"(Included)" - Item included with new machine purchase

	DESCRIPTION	*OLD MODELS	9220/9222	9824	9824LL	9830	2024	2024LL	2030	BC200S
	Pressure Limiter Valve (60 PSI) OLD STYLE	3-00389	Compare to Original	Compare to Original	Compare to Original	Compare to Original	Compare to Original	Compare to Original	Compare to Original	N/A
Not Currently Pictured	Pressure Limiter Valve (60 PSI) NEW STYLE	3-04775	Compare to Original	Compare to Original	Compare to Original	Compare to Original	Compare to Original	Compare to Original	Compare to Original	N/A
	Rotary Coupler	*SEE BELOW	241841B	241841B	241841B	241841B	241841B	241841B	241841B	N/A
	Jaw Cylinder Seal Kit (Double)	*SEE BELOW	238548	238548	238548	238548	238548	238548	238548	N/A
Not Currently Pictured	Jaw Cylinder Seal Kit (Single)	240122	N/A	N/A	N/A	N/A	N/A	N/A	N/A	N/A
	Quad (ATV) Jaw Adapter Kit	N/A	N/A	N/A	N/A	N/A	N/A	N/A	N/A	8-11600119
	Large Wheel Adapter	N/A	N/A	N/A	N/A	N/A	N/A	N/A	N/A	8-11600120
	MC Bead Breaker Protector (6 Pack)	N/A	N/A	N/A	N/A	N/A	N/A	N/A	N/A	8-11600020
	MC Jaw Insert (20 Pack)	N/A	N/A	N/A	N/A	N/A	N/A	N/A	N/A	253090A
	Plastic Jaw Replacement (4 Pack)	N/A	N/A	N/A	N/A	N/A	N/A	N/A	N/A	8-11600121
	Go-Kart Adapter Inserts	N/A	N/A	N/A	N/A	N/A	N/A	N/A	N/A	8-11600123 (4 Pack)
	Medium Wheel Support Adapter	N/A	N/A	N/A	N/A	N/A	N/A	N/A	N/A	8-11400073
	WL60 Wheel Lift	*SEE BELOW	8-11600004	8-11600004	8-11600004	N/A	8-11600004	8-11600004	8-11600004	N/A

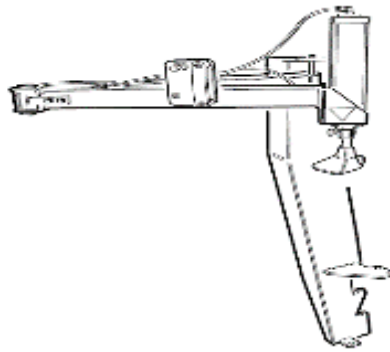
" * " Please contact service to verify part number and fitment at service@corghiusa.us or 1-800-260-0968 (Ext. 2)


"(Included)" - Item included with new machine purchase

Helper Arms

DESCRIPTION *OLD MODELS 9220/9222 9824 9824LL 9830 2024 2024LL 2030 BC200S



BPT



	BPT	*SEE BELOW	8-11100100	8-11100100	8-11100100	8-11120055	8-11100100	8-11100100	8-11100100	N/A
	BPT Foot	*SEE BELOW	4-106888	4-106888	4-106888	4-106888	4-106888	4-106888	4-106888	N/A

PU1500



	PU1500	*SEE BELOW	8-11120046	8-11120046	8-11120046	8-11120056	8-11120046	8-11120046	8-11120046	N/A
	PU1500 Disk	454832	454832	454832	454832	454832	454832	454832	454832	N/A
	PU1500 Roller	460015	460015	460015	460015	460015	460015	460015	460015	N/A

SP2000



SP2000

*SEE BELOW

N/A

N/A

N/A

N/A

8-2110047

8-2110047

8-2110047

N/A



SP2000 Disk

454832

N/A

N/A

N/A

N/A

454832

454832

454832

N/A

SP2000 White
Bead Roller

461230A

N/A

N/A

N/A

N/A

461230A

461230A

461230A

N/A

SP2300



SP2300

*SEE BELOW

N/A

N/A

N/A

N/A

8-11100343
and 8-
11100344
(Bracket)8-11100343
and 8-
11100344
(Bracket)8-11100343
and 8-
11100344
(Bracket)

N/A



SP2300 Disk

4-114928

N/A

N/A

N/A

N/A

4-114928

4-114928

4-114928

N/A

SP2300 Bead Press
Foot

4-114951

N/A

N/A

N/A

N/A

4-114951

4-114951

4-114951

N/A



SP2300 Roller

4-114927

N/A

N/A

N/A

N/A


4-114927

4-114927

4-114927

N/A

SP2300 PLUS











	SP2300 PLUS	*SEE BELOW	N/A	N/A	N/A	N/A	8-11120042	8-11120042	8-11120042	N/A
	SP2300 PLUS Roller	461230A	N/A	N/A	N/A	N/A	461230A	461230A	461230A	N/A
	SP2300 PLUS Disk	454832	N/A	N/A	N/A	N/A	454832	454832	454832	N/A

Tilt Tower Cylinders

From Year	Cylinder Part Number	Shaft Part Number	Shaft Length	Thread Diameter (Each End)	Clevis Part Number	Clevis Style
2003	900244589	344590	155mm	M12 - M12	323350	Stamped U
2004 - Present	4-100825	4-100826	181mm	M12 - M12	323350	Stamped U
2004 - Present	4-100825	4-115953	185mm	M12 - M18	4-115954	Cast Alu. Block

Machine Pedal Assembly

	Air Motor (Rotation) Pedal	900229957		Jaw / Bead Breaker / Tower Pedal Spring	410628B			
	Jaw Pedal	325031		Double Pedal Valve	5-102739			
	Bead Breaker Pedal	325032		Tilt Tower Pedal Valve	900257137			
	Electric Motor Pedal	5-102714		Motor (Rotation) Pedal Spring	4-109664			

" * " Please contact service to verify part number and fitment at service@corghiusa.us or 1-800-260-0968 (Ext. 2)

"(Included)" - Item included with new machine purchase